

STEAM PUNK

MODEL:SP7-EV
PC GAMING CASE



FEATURES:

- 1.EMOTION VIEW
- 2.305MM WIDE BODY CASE
- 3.SUPPORT VGA CARD VERTICAL PLUG
- 4.SUPPORT 12CM FAN 9PCS
- 5.SUPPORT 360 COOLING



REVISED HISTORY

Version 1.1

Edited by EVE
2023.4

SPECIFICATIONS

MODEL	SP7-EV
DIMENSIONS(L*W*H)	STRUCTURE:425*308*362MM PRODUCT: 425*308*380MM PACKAGE: 455*395*535MM
STRUCTURE THICKNESS	0.8MM
MATERIALS	SPCC 0.8MM LEFT SIDE PANEL: TEMPERED GLASS FRONT PANEL: EMOTION VIEW
FORM FACTOR	ATX/M-ATX
DRIVE BAYS	5.25" CD ROM: 0 3.5" HDD: 2+2.5" SSD: 1
CPU MAX H	185MM
VGA MAX L	400MM(DESIGNED FOR MOUNTING GPU'S VERTICALLY)
I/O PANEL	USB3.0*2+TYPE-C*1+HD AUDIO
PCI CARD SLOT	7+3
FAN SUPPORT	ON THE LEFT OF THE FRONT SIDE: 2*12CM/2*14CM TOP: 3*12CM/2*14CM REAR: 1*12CM BOTTOM: 3*12CM/2*14CM
LIQUID COOLING SUPPORT	TOP: 36CM FRONT: 24CM/28CM BOTTOM: 36CM
POWER SUPPLY SUPPORT	BOTTOM MOUNT(LIMIT IS 200 MM LONG)
WEIGHT	N.W.: 7.9KG G.W.: 9.4KG



**PC GAMING CASE
SP7-EV**

EMOTION VIEW SPECIFICATION

MODEL	SP7-EV
SCREEN SIZE	13.3
SCREEN TYPE	LCD MODULES, A-SI TFT-LCD
DISPLAY RESOLUTION	1366 (RGB) × 768 [WXGA] 118PPI
DISPLAY SIZE	293.42MM(H)x 164.97MM(V)
BRIGHTNESS	340CD/M ² (TYP.)
CONTRAST RATIO	400:1(TYP.)
REFRESH FREQUENCY	60HZ
VOLTAGE	3.3V(TYP.)




PC GAMING CASE
SP7-EV

PICTURES



PC GAMING CASE
SP7-EV

USER MANUAL



1STPLAYER GAMING CASE
首席玩家游戏机箱
USER MANUAL 说明书
WWW.1STPLAYER.COM

• MUSIC BAR MODE INTRODUCTION (MUSIC BAR VERSION) 音乐律动模式说明 (音乐律动版本)

NO. 序号	MODE 模式	DIRECTION 方向	EACH MODE CONTAINS 9 DIFFERENT COLOUR 每个模式都有9种颜色选择
1	BOTTOM-UP BAR, NO WHITE DOTS 正向柱状, 无白点	----->>>	1.FULL COLOUR 全彩色
2	BOTTOM-UP BAR, 2 WHITE DOTS 正向柱状, 2个白点	----->>>	2.COLOUR FADING 渐变
3	SIDE TO MIDDLE BAR, NO WHITE DOTS 双向柱状, 无白点	<----- ----->>>	3.RED 单色红
4	SIDE TO MIDDLE BAR, 1 WHITE DOT 双向柱状, 1个白点	<----- ----->>>	4.GREEN 单色绿
5	SIDE TO MIDDLE BAR, NO WHITE DOTS BUT WITH BASE COLOUR 双向柱状, 不带白点带底色	<----- ----->>>	5.BLUE 单色蓝
6	BOTTOM-UP BAR, 1 WHITE DOTS 正向柱状, 1个白点	----->>>	6.YELLOW 单色黄
7	SYNCHRONIZED TWO BAR WITH SAME DIRECTION 单向两段同步	<----- ----- ----->>>	7.PURPLE 单色紫
8	TWO BAR OPPOSITE 单向两段同步	----->>> -----<<<	8.CYAN 单色青
9			9.WHITE 单色白

• MUSIC BAR MODE AND ARGB MODE: 律动模式与ARGB模式切换:

LONG PRESS THE BUTTON FOR 2 SECONDS: WHITE LIGHT FLASHES 2 TIMES,
THEN TWO MODES CAN SWITCH FREELY.
长按 2S按键, 白光闪烁2下, 两种模式自由切换

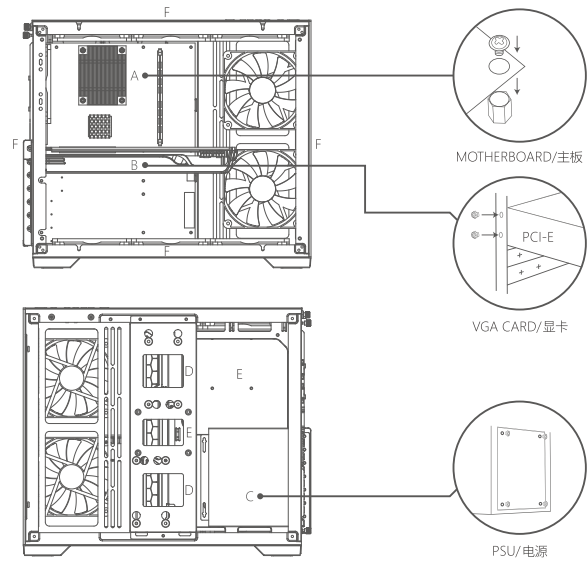
MUSIC BAR MODE/律动模式:
PRESS TO CHANGE TO THE DANCING BAR MODE.
短按 , 切换律动灯光形态

ARGB MODE/ARGB模式:
MOTHERBOARD SYNCHRONIZATION
跟随主板灯光

TURN OFF/关灯操作:
LONG PRESS THE BUTTON FOR 4 SECONDS, WHEN THE WHITE LIGHT
FLASHES 2 TIMES, IT WILL BE TURNED OFF.
长按 4秒, 白光重复闪烁2下, 关机

TURN ON/开灯操作:
PRESS THE BUTTON
短按

• ASSEMBLY VIEW 装配视图



**PC GAMING CASE
SP7-EV**



USER MANUAL

A. MOTHERBOARD/主板

1. THE HOLES OF MOTHERBOARD SCREW ALIGN WITH THE HEXAGON PILLARS
主板螺丝孔位对准六角铜柱
2. FIX THE MOTHERBOARD AND CASE WITH MOTHERBOARD SCREW
使用主板螺丝把主板与机箱固定
3. CPU MAXH: 160MM
机箱支持140MM高CPU散热器

MOTHERBOARD SPECIFICATIONS/主板规格

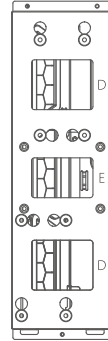


B. VGA CARD/显卡

1. INSERT THE VGA CARD TO THE PCI-E X16 CARD SLOT OF MOTHERBOARD
显卡插入主板 PCI-E X16 卡槽
2. FIX THE VGA CARD WITH HEXAGONAL SCREWS
六角螺丝固定显卡
3. RESERVING THE VGA CARD SLOTS FOR THE CASE ,WHICH CAN ADJUST IT SELF ACCORDING TO THE OUTPUT PORT OF VGA CARDS
机箱预留显卡卡槽,可根据显卡输出口自行调节
4. VGA MAX L: 400MM
机箱支持400MM长

C. POWER SUPPLY/电源

1. PSU BOTTOM MOUNT
下置电源仓
2. THE HOLES OF PSU ALIGN WITH THE RESERVED HOLE FOR CASE
电源孔位对准机箱预留的电源孔位
3. FIX WITH THE HEXAGONAL SCREWS
用六角螺丝固定



D. HDD

1. SUPPORT 3.5"HDD*2
支持3.5"HDD*2
2. THE SCREW HOLES OF HDD ALIGN WITH THE HDD HOLES, LOCKED THE HDD SCREW
HDD 螺丝孔位对准HDD孔位, 锁上HDD 螺丝

E. SSD

1. SUPPORT 2.5"SSD*2
支持2.5"SSD*2
2. THE HOLES OF SSD ALIGN WITH THE RESERVED HOLE FOR CASE
SSD 孔位对准机箱的SSD预留孔位
3. FIX SSD WITH THE MOTHERBOARD SCREWS
用主板螺钉固定SSD

F. LIQUID COOLER/冷排

- 1.FRONT:24CM 支持前置24CM冷排
- 2.TOP&BOTTOM:36CM 支持顶置和下置36CM冷排

FAN/风扇

1. FRONT:2*12CM/2*14CM支持前置2*PCS 12CM/14CM机箱风扇
2. TOP:3*12CM/2*14CM支持顶部3*PCS 12CM/2*PCS 14CM机箱风扇
3. REAR:1*12CM支持后置1*PCS 12CM机箱风扇
4. BOTTOM:3*12CM/2*14CM支持底部3*PCS 12CM/2*PCS 14CM机箱风扇

• EMOTION VIEW WIRING INSTRUCTIONS (SP7 EV VERSION) 情绪屏接线说明 (SP7 EV版本)

• CABLE A/排线A

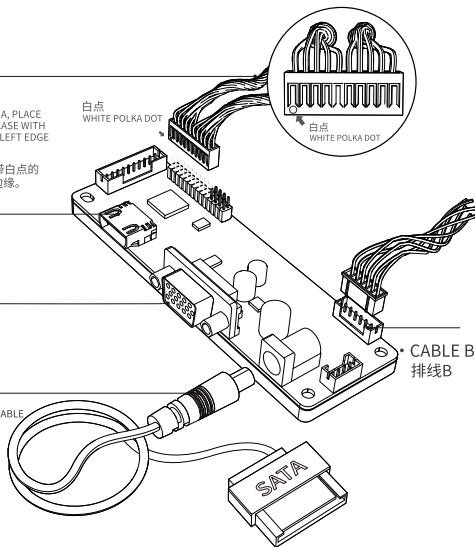
NOTE: TO CONNECT CABLE A, PLACE THE END OF THE RUBBER CASE WITH THE WHITE DOT NEAR THE LEFT EDGE OF THE DRIVER BOARD.

注意: 接排线A要把胶壳带白点的一端靠近驱动板的左侧边缘。

• HDMI 接口

• VGA 接口

- SATA TO 12V DC POWER CABLE
SATA转12V DC供电线



• EMOTION VIEW SPECIFICATION 情绪屏规格

SCREEN SIZE:13.3寸

屏幕尺寸:13.3寸

SCREEN TYPE:LCD MODULES, A-SI TFT-LCD
屏幕类型:液晶模组, A-SI TFT-LCD

DISPLAY RESOLUTION:1366(RGB)×768 [WXGA] 118PPI
分辨率:1366(rgb)×768 [wxga] 118ppi

DISPLAY SIZE:293.42 × 164.97 MM (H×V)
显示尺寸:293.42 × 164.97 MM (H×V)

BRIGHTNESS:340 CD/M² (TYP.)
亮度:340 CD/M² (TYP.)

CONTRAST RATIO:400 : 1 (TYP.)
对比度:400 : 1 (TYP.)

REFRESH FREQUENCY:60HZ
刷新频率:60HZ

VOLTAGE:3.3V (TYP.)
电压:3.3V (TYP.)



PC GAMING CASE
SP7-EV